MULTILINGUAL MANUAL

https://code.ironbaltic.com/u/vnlwt6le

SPEED LIMITER REMOVED ECU

CFMOTO U10 PRO (2025+)

Models with BOSCH UP8 ECU´s

Code 96.5100

Version Rev01(18092026)

Distributer **IronBaltic, Estonia**

Keep this manual for future reference!

If you need any spare parts, please send this packaging data to your local dealer or to Iron Baltic sales@ironbaltic.com

SPECIFICATION

Pos.	Description	Code	Amount
1	ECU for U10 PRO (2025+)	96.5100ML	1
2	PEPS controller		1
3	Keyfob		2
4	Sticker (IronBaltic)	PM.13.05.007	1

NOT SUITABLE FOR U10 PRO HIGHLAND A/C VERSION!

ONLY FOR OFF-ROAD AND/OR RACING USE!

The end user is responsible for using this ECU with removed speed limiter and taking care of any penalties set by local authorities. This is an electronic device, and no warranty or replacement is implied. All sales are final.

Installing this ECU might void your ATV warranty!

INSTRUCTIONS

1. Make sure the vehicle ignition is turned OFF!

2. Disconnect battery negative terminal.

3. Locate the ECU under the cargo box and remove the bolts holding the ECU.



4. Carefully disconnect the old ECU. Be careful not to damage contacts between ECU and connector.



5. Carefully connect new ECU. Be careful not to damage contacts between ECU and connector.

6. Locate the PEPS controller under the hood.




Remove

PEPS controller

7. Remove old PEPS controller and replace with new one.

8. Reassemble everything in reverse order.

9. Reconnect the battery negative terminal.

10. Switch on the ignition and wait 60 seconds for the new ECU to communicate with the vehicle **(DO NOT START THE ENGINE!)**.

11. Start the engine and let it **idle for 5 minutes** to adapt to new values.

12. In some rare cases, fault code or engine light can occur. Usually, it is cleared after couple of engine starts and stops OR the fault code can be cleared with OBD diagnostic cable.

13. Have fun with your new ECU!

IRON BALTIC OÜ
Joa tee 17
Vääna 76903
Estonia / Europe

+372 6 533 711
sales@ironbaltic.com

www.ironbaltic.com
www.facebook.com/ironbaltic
www.youtube.com/user/ironbalticltd